




GO!



Ready, Set, Go!

Elevating Student Voices and Opinions in Writing

(K-6)



by Dr. Sarah K. Clark
Brigham Young University
sarah_clark@byu.edu
[@dr_clarks_class](https://twitter.com/dr_clarks_class)









So happy YOU
are here!



Why or
why not?

Do you
have an
opinion?
Then YOU
can be a
writer!

Would you
consider
yourself a
writer?






"Good teaching is far more about the process than it is about the content."

—Reading Horizons




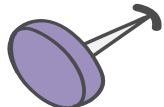
WOW!





Today we are going to talk about a process that has been shown to be highly successful at producing strong writers of opinion pieces.

You will see it is not grade level specific and has the potential to generate lots of buzz and curiosity in your classroom.



**Be open to ideas that
will come to your
mind during this
presentation. These
are not accidental
thoughts. Count on
some direction for
your classroom
today.**



01

02

03



○ To be clear, effective writing instruction is NOT just doing these Things in the Classroom:

- ★ Writer's Workshop
- ★ Using Mentor Texts
- ★ Shared Writing
- ★ Interactive Writing
- ★ Responding to questions about the Text
- ★ Little to No Writing at all
- - They are simply not "Ready" or... Writing is taught in a literacy class - not mine



The opposite of depression is curiosity.

We have GOT to stop waiting for a better time to teach children to write!

We are missing out on some of the best writing there is!

Dear God,

Thank
the
but
for


Joy

Cause: Tony practices the piano
20 minutes every day.




Effect: he is
a Big
nerd

Positive Ways


Name: Frankie 
I earn money at home by I don't
I am a free loader

MOMMY
I LOVE
sometimes
yummy



Dear friend, I hope you are okay even though there are bad things happening. But make sure to stay strong. So even though this is going we're just going to do what you're doing and don't think about the bad things. You will be okay. Make sure you don't think about what happens and what's going on. You'll be fine and just try to be ok. Stay Strong.

Love your friend!




LOVE
FOR
UKRAINE

The Utah Core Standards for English Language arts (3rd Grade):

Write opinion pieces on topics or texts, supporting a point of view with reasons.

- Introduce the topic or text they are writing about, state an opinion, and create an organizational structure that lists reasons.
- Provide reasons that support the opinion.
- Use linking words and phrases (e.g., *because, therefore, since, for example*) to connect opinion and reasons.
- Provide a concluding statement or section.

The starting
point!



The "finished" product

Introduces the topic by posing a question

The Best Pet

States an opinion

Are you looking for a new Pet? I'd rekoment a cat. For one thing they aren't that egspensev you could find one on your porch and aboped it. Cat's yushely baeth them sellf. Cat's will sleep with you and can help you cawlm down when you'r upset or mad. Cat's allso don't need training and you can's leave cats home for the day. Cat's don't need much exercise. So if you are looking for a pet maeby see some cat's and you mite find your self a great pet!

Provides reasons that support the opinion

Uses linking words and phrases to connect opinion and reasons

Provides a concluding statement

What are your Science and/or Social Studies Standards?

3rd Grade Science Standard 3.2.6:

Design a solution to a problem caused by a change in the environment that impacts the types of plants and animals living in that environment. Define the problem, identify criteria and constraints, and develop possible solutions. Examples of environmental changes could include changes in land use, water availability, temperature, food, or changes caused by other organisms.



3rd Grade Social Studies Standard 1- Objective 2:

Describe how various communities have adapted to existing environments and how other communities have modified the environment.


First, Do Everything You can to Build Background Knowledge & Exposure to Complex Ideas and Vocabulary

Building background knowledge involves front loading or exposure to information and/or vocabulary that will be necessary for students to successfully complete a required writing product.





Occupation: Environmental Scientist



Our Topic for Today:

Deforestation -
Should Trees Be Cut
Down?



Second, tie your
instruction to
real life
application. So
what?

Third, Ask & Encourage good QUESTIONS!

- What happens when trees are cut down? Should trees be cut down?
- If so, when should they be cut down?
- Is there a time when they should not be cut down?
- What happens when trees are left to live?
- What are the pros and cons of **deforestation**?



Fourth, Include ALL the Literacy Tools in Your Instruction: Reading, Writing, Listening, and Speaking



Finally, Create Experiences that Encourage Curiosity, Engagement, & Inspiration

Strategy

Talk to the wall

Gather Information

Mingle and Share

Stand and Deliver

Group Presentation

Talk to the wall

Write an Opinion Piece

Literacy Tool

Speaking, Listening

Reading, Writing

Speaking, Listening, Writing

Speaking, Listening

Reading, Writing, Speaking, and

Listening

Speaking, Listening

Writing

Your Talking Spot

A place for your voice to be heard!



Gathering Information – Read and Record

- Take your index card. Fold in half - label ‘pro’ and ‘con.’
- Now, draw a slip of paper from the envelope and read a pro or con of deforestation (Click [here](#) for pros and cons). Alternatively, watch videos listed at the bottom of the page [here](#).
- Next, jot down notes on your index card about each pro or con statement.

Group Mingle – Share What You are Learning...

Some people think
deforestation is a good
idea because...

Some people do NOT
think deforestation is a
good idea because...

Stand and Deliver – Try On Your Ideas


Deforestation is
beneficial because...

Deforestation is NOT
beneficial because...



The Parts of an Opinion Piece

Hamburger Style



Introduction

Reason 1

Reason 2

Reason 3

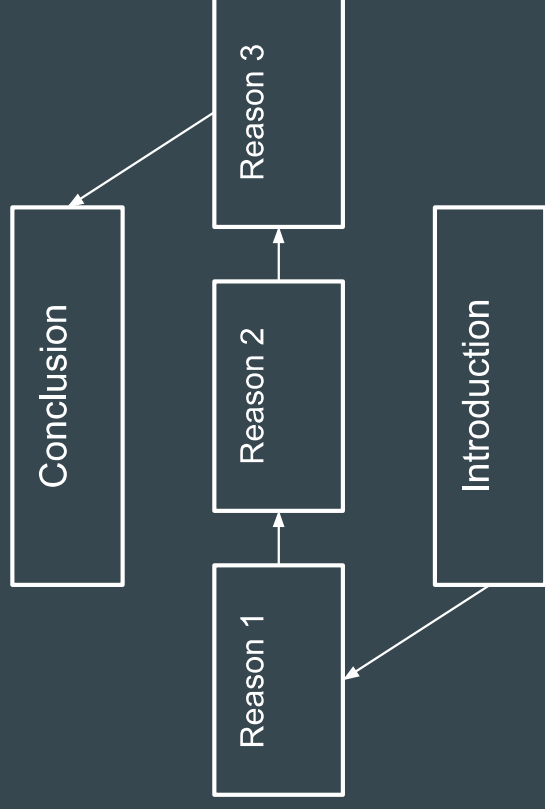
Conclusion

Sharing an Opinion Piece Aloud

Signposts for the
Reader - Words to Use



Debate Square




Your Talking Spot

A place for your voice to be heard!





**You Are Ready to
WRITE Your OWN
Opinion Piece!**



Introduction

Reason 1

Reason 2

Reason 3

Conclusion

