



TOP TIPS ON HOW TO START RESTORATIVE DISCIPLINE IN YOUR SCHOOL RIGHT NOW.



START

1 Focus on Relationships

Affirmation. Work to build a school climate where interpersonal relationships take center stage. This can be done by avoiding exclusion and labels that place the blame on children, families or others.



School leaders should give feedback to teams regularly, waiting for review meetings to highlight issues only draws out and intensifies problems.



2 Build a Culture of Respect and Understanding

Share perspectives. When debriefing about the conflict or behavior, demonstrate respect for different views (remember that perception is reality for many kids). Model how to have a conversation respectfully.

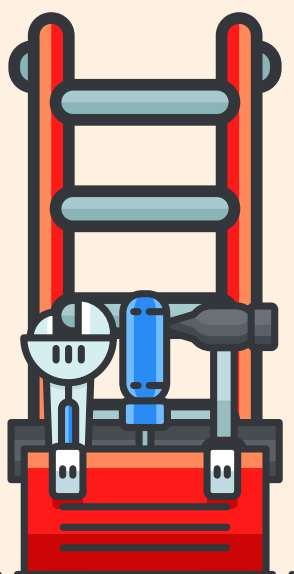
3 We all Deserve Dignity

Help establishing belonging. It has been said that all each of us has ever wanted was a) Belonging and b) Success. Any discipline and/or consequence we provide should never put those two goals at risk.



4 Restitution

Agree on how to set things right. Working towards conflict resolution and working to repair whatever was damaged is crucial in this form of discipline. Most of the time, we should be looking for the time and the effort it will take to restore what was damaged. Historically, too much time has been spent on drafting various ways to punish kids.



5 Systems of Prevention

Multi-Tiered Systems of Support Work. Work to build primary, secondary, and tertiary prevention systems. What the heck are these systems? Restorative discipline in every classroom, in every small group, and every one-on-one setting.



Every school should be working towards MTSS. Restorative discipline should simply be included in the framework.

6 Create a Feedback Loop

Building Leadership Needs Intel. Work on a system of restorative practices and provide building leadership with regular feedback. The loop only works if the feedback from teachers and students loops through leadership and back again to students and teachers.

