

Instructor/TA Info

Instructor Information

Name: Terisa Gabrielsen
Office Location: 340-A MCKB
Office Phone: 801-422-5055
Email: terisa_gabrielsen@byu.edu

Name: Rebecca Winters
Office Location: 340-A MCKB
Email: eternaljoy2010@gmail.com

TA Information

Name: Julia Facer
Office Location: In person, or <https://byu.zoom.us/j/92482357001>
Office Hours: Wed 10:00am-11:00am
Or By Appointment
Email: julia.majdali@yahoo.com
Zoom Link: <https://byu.zoom.us/j/92482357001>

Name: Emily Tanner
Office Location: <https://us05web.zoom.us/j/4592685278?pwd=bGUzclRWSmE1TWNabzl2QUhBRjZjUT09>
Office Hours: Wed 10:00am-11:00am
Or By Appointment
Email: emily10s@yahoo.com
Zoom Link: <https://us05web.zoom.us/j/4592685278?pwd=bGUzclRWSmE1TWNabzl2QUhBRjZjUT09>

Name: Chelsey Lemmon
Office Location: Meeting ID: 841 800 5443 Passcode: 8PvT74
Office Hours: Thu 10:00am-11:00am
Or By Appointment
Email: chelseylemmon2@gmail.com

Course Information

APA Guidelines

APA guidelines regarding assessment practices and interpretations may be accessed through the following links:
<http://www.apa.org/pi/disability/resources/assessment-disabilities.aspx> (<http://www.apa.org/pi/disability/resources/assessment-disabilities.aspx>)

HBLL Course Reserve Readings




HBLL Course Reserve Readings (<http://docutek.lib.byu.edu/eres/coursepage.aspx?cid=5482&page=docs>)
password is gab647

Description

This is a professional training course in theory, administration, scoring, and interpretation of standardized measures of cognitive assessment of function. A broad range of assessment instruments will be taught and practiced, including the most current editions of the WAIS, WISC, Stanford-Binet, Woodcock-Johnson Cognitive and Academic, Vineland Adaptive Behavior Scales, WPPSI, KABC, UNIT,

or other settings.

Materials

Item	Price (new)	Price (used)
 <u>Contemporary Intellectual Assessment - Required</u> by Flanagan, D	110.00	82.50
 <u>Woodcock-Johnson Iv - Optional</u> by Mather, N	130.00	97.50
 <u>Writing Useful Accessible & Legally Defensible Psychoeducational Reports - Optional</u> by Hass, M	41.50	31.15

Learning Outcomes

Explain assessment findings

Students will be able to explain assessment findings in a way that is understandable to other mental health professionals, teachers, clients, and parents

Synthesize assessment information

Students will be able to synthesize assessment information (including test scores, background information, behavioral observations, etc.) into a written assessment report.

Administer, score and interpret measures of intelligence

Students will be able to administer, score, and interpret multiple measures of intelligence, including those most commonly used in the field of psychology and school psychology.

Grading Scale

Grades	Percent
A	93%
A-	90%
B+	87%
B	83%
B-	80%
C+	77%
C	73%
C-	70%
D+	67%

E	0%
T	0%

Grading Policy

Because this is a professional training course, competency in administration, scoring, and interpretation are key to your grade. There is no slack time built into the schedule, so careful and timely completion of all assignments is critical to achieving competency on first or second attempt. You will not have enough time to repeat assignments and still complete all assigned practice administrations and report writing. Attendance in class is an absolute requirement for success in the course. Your grade in the class will reflect your competency as measured by your presentation of psychometric properties, practice administrations, reports written, and score on the final exam.

Participation Policy

This course is designed to promote intellectual curiosity, professional inquiry, and a lifetime habit of consultation with colleagues. Each student has his or her own style of class participation, but regardless of your style, you will be expected to ask and answer questions in class. Although the class as a whole can learn more from questions raised in class, you are also encouraged to contact the TAs and professor with any additional questions or comments. Initiative for communication regarding any problem you may be having with the course or your assignments is the responsibility of the student.

Reporting Suspected Child Abuse

Reporting Suspected Child Abuse and Neglect

Child Abuse/Neglect Hotline 1-855-323-3237 (DCFS)

Toll free number in Utah: 1-800-678-9399

Based on current Utah law, all individuals—including school employees—who know or reasonably believe or suspect that a child has been neglected, or physically or sexually abused, must immediately notify the nearest police officer, law enforcement agency, or Department of Child and Family Protective Services (DCFS). Reporting suspected abuse/neglect to a principal, supervisor, school nurse or school psychologist does not satisfy the school employee's personal duty to report to law enforcement or DCFS.

All reports to the Utah Division of Child and Family Services remain strictly confidential. Any person making a report in good faith is immune from liability. Once a report is received, the case is assigned a priority depending on the seriousness of the abuse and the danger to the child.

It is not the responsibility of those reporting suspected abuse to personally investigate or prove abuse/neglect. It is not the responsibility of the person who is reporting the suspected abuse/neglect to determine whether the child is in need of protection. Investigations are the responsibility of the DCFS and local police.

During an investigation, school personnel must allow appropriate access to student records; must not make contact with parents/legal guardians of children being questioned by DCFS or local law enforcement; must cooperate with ongoing investigations; and must maintain appropriate confidentiality.

Failure to report suspected child abuse constitutes a class "B" misdemeanor

page handout for Utah educators. This information lists indicators of abuse.
http://www.preventchildabuseutah.org/cmsdocuments/ReportingAbuse_Educators.pdf (http://www.preventchildabuseutah.org/cmsdocuments/ReportingAbuse_Educators.pdf)

As a program, we expect our school psychology students to follow these guidelines. As challenging situations arise, seek support and guidance from field-based supervisors and department faculty. School psychology students are required to keep current with state law and when working outside of Utah, to be familiar with that specific state's law.

NASP Domains

(Downloaded 9/6/2013 from <http://www.nasponline.org/standards/practice-model/domains.aspx>) Refer to Schedule for linkage of domains to coursework.

Practices That Permeate All Aspects of Service Delivery

- **Domain 1: Data-Based Decision Making and Accountability**
School psychologists have knowledge of varied models and methods of assessment and data collection for identifying strengths and needs, developing effective services and programs, and measuring progress and outcomes.
- **Domain 2: Consultation and Collaboration**
School psychologists have knowledge of varied models and strategies of consultation, collaboration, and communication applicable to individuals, families, groups, and systems and methods to promote effective implementation of services.

Direct and Indirect Services for Children, Families, and Schools

Student-Level Services

- **Domain 3: Interventions and Instructional Support to Develop Academic Skills**
School psychologists have knowledge of biological, cultural, and social influences on academic skills; human learning, cognitive, and developmental processes; and evidence-based curricula and instructional strategies.
- **Domain 4: Interventions and Mental Health Services to Develop Social and Life Skills**
School psychologists have knowledge of biological, cultural, developmental, and social influences on behavior and mental health, behavioral and emotional impacts on learning and life skills, and evidence-based strategies to promote social–emotional functioning and mental health.

Systems-Level Services

- **Domain 5: School-Wide Practices to Promote Learning**
School psychologists have knowledge of school and systems structure, organization, and theory; general and special education; technology resources; and evidence-based school practices that promote learning and mental health.
- **Domain 6: Preventive and Responsive Services**
School psychologists have knowledge of principles and research related to resilience and risk factors in learning and mental health, services in schools and communities to support multitiered prevention, and evidence-based strategies for effective crisis response.
- **Domain 7: Family–School Collaboration Services**
School psychologists have knowledge of principles and research related to family systems, strengths, needs, and culture; evidence-based strategies to support family influences on children's

Foundations of School Psychological Service Delivery

- **Domain 8: Diversity in Development and Learning**

School psychologists have knowledge of individual differences, abilities, disabilities, and other diverse student characteristics; principles and research related to diversity factors for children, families, and schools, including factors related to culture, context, and individual and role difference; and evidence-based strategies to enhance services and address potential influences related to diversity.

- **Domain 9: Research and Program Evaluation**

School psychologists have knowledge of research design, statistics, measurement, varied data collection and analysis techniques, and program evaluation sufficient for understanding research and interpreting data in applied settings.

- **Domain 10: Legal, Ethical, and Professional Practice**

School psychologists have knowledge of the history and foundations of school psychology; multiple service models and methods; ethical, legal, and professional standards; and other factors related to professional identity and effective practice as school psychologists.

Assignments

Assignment Descriptions

RAIT

Jan
18

Due: Monday, Jan 18 at 11:59 pm

This assignment is another way for you to experience what it is like to be the person under assessment. It is completely private, and you can delete your report after you have printed it out. You won't be turning anything in, but i would like you to post your thoughts about the experience of taking the test and reading the report afterwards.

The Reynolds Adaptable Intelligence Test (RAIT) is a standardized intelligence assessment that is designed to be delivered and completed on a computer. It takes about one hour, and each subtest is timed, so the 1 hour timeframe is pretty consistent.

Look for instructions on how to take the test online [here] (<https://learningsuite.byu.edu/.ISRK/cid-zj1Qmp53UnkC/pages/id-0JbG>). Since you wont be turning anything in, you will get the 25 points for this assignment by posting your thoughts about the experience to digital dialog.

Erik Carter Hinckley Scholar Lecture on Fostering Belonging and Disabilities

Jan
18

Due: Monday, Jan 18 at 11:59 pm

<https://fhssbyu.com/2018/02/12/foster-belonging-for-people-with-disabilities/> (<https://fhssbyu.com/2018/02/12/foster-belonging-for-people-with-disabilities/>) (text summary with video at the end)
<https://www.youtube.com/watch?v=DAhWDsqeNJ0&feature=youtu.be> (<https://www.youtube.com/watch?v=DAhWDsqeNJ0&feature=youtu.be>) (just the video)

Watch this video and post a short comment on Learning Suite.

Reviews of disability resources on Ids.org

Jan
18

Due: Monday, Jan 18 at 11:59 pm

and write up your critique -- I can pass it along to SLC to either suggest changes or to give them kudos for things you like.

Practice Report for RCFT

Jan
25

Due: Monday, Jan 25 at 11:59 pm

For this first practice report, use the report template to create a very brief report on just your RCFT results.

- (1) Use your own name and referral question or make one up.
- (2) You will have no Review of Records data, and no Interview data, so state that.
- (3) You CAN provide Observations, however to describe your attention, persistence, and strategies during the assessment.
- (4) Since you only have a few items of data, go ahead and include the table in your Test Results section (there is a table in the template). **After this week, we will have you talk about the results in the Test Results section and show the tables in the Data Summary section.**

(5) Summarize what you think the implications are for your results.

(6) Use the following for the Diagnostic Impression:

The data gathered are too limited for a diagnostic impression. See recommendations based on the findings.

(7) Since you just referred the reader here, you can make up some recommendations if you want, but you don't need to do any recommendations for this first report. The standard recommendation when you really don't have anything to recommend is something like, "Continue to monitor [NAME]'s development and progress. If difficulties persist or become worse, please contact us for follow up.

Upload your finished report to Learning Suite and turn your protocol in to your TA in class.

RCFT Protocol

Jan
25

Due: Monday, Jan 25 at 11:59 pm

You will not have time to finish scoring the RCFT in class. The Scoring Instructions and the Normative Tables are available at the front desk from the receptionists (they are in the filing cabinets for the receptionist to retrieve for you). 1 hour checkout, please. If you need longer, just let the receptionist know to check it out to your for another hour.

RAIT reactions

Feb
01

Due: Monday, Feb 01 at 11:59 pm

Please post your thoughts and reactions to having been "tested," after you complete the RAIT online. **REMEMBER, THIS SCORE IS NOT VALID, AS YOU WEREN'T PROCTORED.**

Talk about your thoughts before, during and after the RAIT administration, including your reaction to reading the computerized report.

PLEASE, PLEASE, PLEASE DO NOT REPORT YOUR SCORES HERE. They are not valid, and your score is not the point of this assignment. Understanding what it is like to be a client is meant to help you better work with clients and talk to them about the assessment process and results.

WAIS-IV/WISC-V report

Feb
16

Due: Tuesday, Feb 16 at 11:59 pm

Using the data from either the WAIS or the WISC that you administered and scored, write a short

- heroes, etc. You can incorporate their background into the referral question if you wish, or make one up
- (2) There are no records to review
 - (3) There are no interview data
 - (4) Write up your observational data, including attention, focus, perseverance, strategies, and general disposition and health, then make a judgment (statement) on the accuracy of the estimates of function you think you got during your session.
 - (5) Summarize the Test Results, starting with FSIQ. Focus on domains instead of test scores. Avoid numbers if possible, use range descriptions instead. Provide detail on strengths and weaknesses at the Index Level, but not the SubTest Level (not as psychometrically sound). Put any discrepancies into context (e.g., the FSIQ may be psychometrically sound, but might not be a good description of the person's abilities if they have some high scores and some low scores (bringing the FSIQ to somewhere in the middle, which is not helpful).
 - (6) Summary -- remind us of the referral question, tell us what you found out -- without naming tests or scores. Talk about abilities in terms of strengths and weaknesses. You can use the domain names, but try to avoid subtest names (Index names are more reliable). This should connect all of the dots that lead to your conclusion.
 - (7) No diagnostic impression is possible based on a single data source, so you can't give a diagnosis. UNLESS you happen to have noted a prior diagnosis in your review of records then you can list that prior diagnosis as "by history."
 - (8) Signature lines
 - (9) Recommendations (you probably don't have any, and maybe none are needed. Go with the standard you learned in the RCFT report, or take a stab at some recommendations if you think any are relevant. It's good practice. We will do more later.

WAIS/WISC paper administration (standard and supplemental battery)

Feb
16

Due: Tuesday, Feb 16 at 11:59 pm

This is your first assignment testing someone else. Select someone 6-16 if you choose the WISC, or someone 16-90 if you chose the WAIS. Check out the test kit from the secretaries in 340 MCKB. For this ONE TIME ONLY, you are asked to administer all subtests, even the supplemental ones. You are also asked to hand score this test before you enter the scores online to check them. Most assignments after this one will involve online scoring.

General Test Administration Instructions:

For each test you administer you should turn in the following to the teaching assistants:

- 1) Protocols and Response Booklets (NO REAL NAMES for your participants, PLEASE)
- 2) Consent Form - You must obtain written consent for every individual administration (see CONTENT for the form)
- 3) Hand Scoring (when applicable)
- 4) Computer Scoring (when applicable)

This assignment is designed to familiarize you with hard copies of cognitive tests, so please check out a hard copy WAIS or WISC kit.

For the NEXT assignment, you may use the iPad to administer ONE of the Wechsler tests -- WISC, WAIS, WPPSI or WMS. You will need some response booklets for the WISC, WAIS and the WPPSI materials and the partial WMS kit in addition to the iPads. For the WISC-V, you will still need the response booklets until they have fixed the CODING software, the kit contains the red and white blocks YOUR IPAD ADMINISTRATION SHOULD NOT BE YOUR FIRST ADMINISTRATION. You may do an extra iPad administration for your Choose Your Own Adventure assignment, however.

First video (WAIS or WISC-V) administration due

Video Recorded Test Administration:

You will video record either your WAIS or WISC administration, receive feedback, then record one other IQ test (SB-5, WJ-Cog, KABC, DAS-II) mid-semester. Upload your video to Google Drive or OneDrive and share with your TA for grading. You may download to a flashdrive, but Google drive has worked better in the past. This is meant to be your formative video, where the TA will give you feedback on ways to improve your test administration.

Vineland practice administrationFeb
22

Due: Monday, Feb 22 at 11:59 pm

The Vineland can be done as a questionnaire, but then you miss out on a lot of good information. You will be doing the COMPREHENSIVE INTERVIEW FORM of the PARENT Vineland. This is easiest to do with the parent of the child you assessed with the WISC. Adult adaptive info is usually not very interesting unless you assessed an adult with intellectual disability. The Vineland-3 is available on paper, but you will probably want to use the online version - scores automatically and guides you through your basals and ceilings. Access the Vineland-3 Survey Questionnaire on Q-Global.

Test Administration Protocols:

For each test you administer (see point breakdown) you should turn in the following to the teaching assistants:

- 1) Protocol
- 2) Consent Form - You must obtain written consent for every individual administration (see CONTENT for the form)
- 3) Hand Scoring (when applicable)
- 4) Computer Scoring (when applicable), with item scoring

WISC-V/WAIS-IV Report Integrated with the Vineland 3Mar
01

Due: Monday, Mar 01 at 11:59 pm

Use the report template to report on your results of the WISC-V integrated with the Vineland. You can use this abbreviated template

Report Template WAIS and WISC with Vineland 3 only.docx [Download \(plugins/Upload/fileDownload.php?fileId=94320cb1-ezln-Jl1s-FUsl-BFde7162d9d1&](#)

[pubhash=lyrNB2gqLVAdhImv327LhTyIWc4VC9eQLHfy4UWovw9vTFaxEEZyqK2h8h37wEGisLLEHbFFX36vhA1Wg3Yl](#)

Follow these steps:

- (1) Make up a referral question and a name for the client -- celebrities, cartoon characters, fictional heroes, etc. You can incorporate their background into the referral question if you wish, or make one up
- (2) There are no records to review
- (3) There are no interview data
- (4) Write up your observational data, including attention, focus, perseverance, strategies, and general disposition and health, then make a judgment (statement) on the accuracy of the estimates of function you think you got during your session.
- (5) Summarize the Test Results, starting with FSIQ. Focus on domains instead of test scores. Avoid numbers if possible, use range descriptions instead. Provide detail on strengths and weaknesses at the Index Level, but not the SubTest Level (not as psychometrically sound). Put any discrepancies into context (e.g., the FSIQ may be psychometrically sound, but might not be a good description of the person's abilities if they have some high scores and some low scores. (Adding the FSIQ to your summary

don't, that is telling us something interesting that may need further investigation . . .

(6) Summary -- remind us of the referral question, tell us what you found out -- without naming tests or scores. Talk about abilities in terms of strengths and weaknesses. You can use the domain names, but try to avoid subtest names (Index names are more reliable). This should connect all of the dots that lead to your conclusion.

(7) YOU are getting really close to having enough data to come up with a diagnosis (cognitive + adaptive is only missing academic to provide the most basic assessment of Intellectual Disability. It's probably still too limited a data set to give a diagnosis. Insufficient data available for a definitive diagnosis.

(8) Signature lines

(9) Recommendations (you probably don't have any, and maybe none are needed. Go with the standard you learned in the RCFT report, or take a stab at some recommendations if you think any are relevant. It's good practice. We will do more later.

iPad administration of the WAIS/WISC

Mar
01

Due: Monday, Mar 01 at 11:59 pm

General Test Administration Instructions:

For each test you administer you should turn in the following to the teaching assistants:

- 1) Protocols and Response Booklets (NO REAL NAMES for your participants, PLEASE) --YOU CAN PRINT OUT THE SCORE SHEET AND PROTOCOL FROM QINTERACTIVE. See iPad administration in Content --> Test Admin and Scoring
- 2) Consent Form - You must obtain written consent for every individual administration (see CONTENT for the form)

You may use the iPad to administer ONE of the Wechsler tests -- preferably the WISC or WAIS, but WPPSI or WMS are available as well. You will need some extra response booklets, the WPPSI materials and the partial WMS kit in addition to the iPads. For the WISC-V, you will need to get paper response booklets (or download them) until they fix the timing on the CODING subtest, the kit contains the red and white blocks YOUR IPAD ADMINISTRATION SHOULD NOT BE YOUR FIRST ADMINISTRATION, AND YOU MUST DO ALL OTHER ASSIGNED WECHSLERS ON PAPER. You may do an extra iPad administration for your Choose Your Own Adventure assignment, however.

Nonverbal pantomime instructions

Mar
08

Due: Monday, Mar 08 at 11:59 pm

Videotape yourself (and some of your friends, if you wish) performing the pantomime instructions for the UNIT-2. Submit the video for grading (and possibly viewing).

WJ Ach Administration

Mar
15

Due: Monday, Mar 15 at 11:59 pm

You can select a battery of no less than 8 subtests to administer that will yield at least 3 index scores. Look at the grid in the first few pages of the easel to choose your test battery. The grid indicates which subtests yield which index scores.

You may use different people for the 3 WJ tests if you wish, but since you will be writing an integrated report, it will be easier on you if you use the same person -- just give them a break and don't do it all in

For each test you administer (see point breakdown) you should turn in the following to the teaching assistants:

- 1) Protocols and Response Booklets (NO REAL NAMES for your participants, PLEASE)
- 2) Consent Form - You must obtain written consent for every individual administration (see CONTENT for the form)
- 3) Hand Scoring (when applicable)
- 4) Computer Scoring (when applicable)

FOR ALL WJ TESTS, CHOOSE A BATTERY FROM THE FRONT OF THE EASEL THAT INCLUDES A MINIMUM OF 8 SUBTESTS.

WJ Cog Practice Administration

Mar
15

Due: Monday, Mar 15 at 11:59 pm

You can select a battery of no less than 8 subtests to administer that will yield at least 3 index scores. Look at the grid in the first few pages of the easel to choose your test battery. The grid indicates which subtests yield which index scores.

You may use different people for the 3 WJ tests if you wish, but since you will be writing an integrated report, it will be easier on you if you use the same person -- just give them a break and don't do it all in one session.

Test Administration Protocols:

For each test you administer (see point breakdown) you should turn in the following to the teaching assistants:

- 1) Protocol
- 2) Consent Form - You must obtain written consent for every individual administration (see CONTENT for the form)
- 3) Hand Scoring (when applicable)
- 4) Computer Scoring (when applicable)

FOR ALL WJ TESTS, CHOOSE A BATTERY FROM THE FRONT OF THE EASEL THAT INCLUDES A MINIMUM OF 8 SUBTESTS.

WJ Oral Language

Mar
15

Due: Monday, Mar 15 at 11:59 pm

You can select a battery of no less than 8 subtests to administer that will yield at least 3 index scores. Look at the grid in the first few pages of the easel to choose your test battery. The grid indicates which subtests yield which index scores.

You may use different people for the 3 WJ tests if you wish, but since you will be writing an integrated report, it will be easier on you if you use the same person -- just give them a break and don't do it all in one session.

Test Administration Protocols:

For each test you administer (see point breakdown) you should turn in the following to the teaching assistants:

2) Consent Form - You must obtain written consent for every individual administration (see CONTENT for the form)

3) Hand Scoring (when applicable)

4) Computer Scoring (when applicable)

FOR ALL WJ TESTS, CHOOSE A BATTERY FROM THE FRONT OF THE EASEL THAT INCLUDES A MINIMUM OF 8 SUBTESTS.

NONVERBAL: UNIT, WNV, Leiter-3 or CTONI administration

Mar
22

Due: Monday, Mar 22 at 11:59 pm

Test Administration Protocols:

For each test you administer (see point breakdown) you should turn in the following to the teaching assistants:

1) Protocol

2) Consent Form - You must obtain written consent for every individual administration (see CONTENT for the form)

3) Hand Scoring (when applicable)

4) Computer Scoring (when applicable)

Peer Review of Integrated Report #1 (AS CLIENT)

Mar
22

Due: Monday, Mar 22 at 11:59 pm

Each of you will be writing an integrated report based on the results of your WJ Cog, Ach, and OL. Use the General Report Template listed under CONTENT Tab in REPORT WRITING

1) Write the report and give it to another student in the class to review.

2) Each student can only review one report. REVIEW THE REPORT AND GIVE COMMENTS AS IF YOU WERE THE CLIENT READING IT. WHAT QUESTIONS WOULD YOU HAVE?

3) Deliver your report to the other student with enough time for review before the due date.

4) Reports delivered for review must be reviewed and returned within 2 days of receipt.

5) In order to receive full credit for the assignment, you must write your report and serve as reviewer for another report.

6) Reviewers should use comments (not tracked changes) on the original report document.

7) Post your report, with the reviewer's comments showing to your own LS.

Reviewers: if your name does not appear on the comments, please put your name in the first comment so you can get credit.

8) You may revise your report after it has been reviewed, but you will be posting *that revision* to the POST PEER REVIEW, INTEGRATED REPORT #1 spot on your own LS after you have posted this one.

Post-Review Revised Integrated Report #1

Mar
29

Due: Monday, Mar 29 at 11:59 pm

This is the spot for your revised Report after peer review and AFTER you have made corrections either according to their suggestions or your own revisions. You will always be posting YOUR report on LS.

Peer Review of Integrated Report #2 (AS COLLEAGUE) Due

Mar

Each of you will be writing an integrated report based on the same set of data (data will be posted to CONTENT page and labeled as Report Data #2).

- 1) Write the report and give it to another student in the class to review AS A COLLEAGUE.
- 2) Each student can only review one report.
- 3) Deliver your report to the other student with enough time for review before the due date.
- 4) Reports delivered for review must be reviewed and returned within 2 days of receipt.
- 5) In order to receive full credit for the assignment, you must write your report and serve as reviewer for another report.
- 6) Reviewers should use comments (not tracked changes) on the original report document TO ASK FOR CLARIFICATION OR ASK QUESTIONS AS IF THEY ARE YOUR COLLEAGUE.
- 7) Post your first draft, with your Peer's comments visible to your own LS.
- 7) You may revise your report after it has been reviewed, but that is the next assignment. Please post any report revised after peer review (clean copy) to the Post Review Integrated Report #2 spot on LS. Reviewers: if your name does not appear on the comments, please put your name in the first comment so you can get credit.

Second Video (SB-5, KABC, or WJ-IV Cog) due

Apr
05

Due: Monday, Apr 05 at 11:59 pm

Video Recorded Test Administration:

You should have already received feedback from your Wechsler video before you film this one. Record one other IQ test (SB-5, WJ-Cog, KABC, DAS-II) mid-semester. Upload your video to Google Drive or OneDrive and share with your TA for grading. You may download to a flashdrive, but Google drive has worked better in the past.

Stanford-Binet practice administration

Apr
12

Due: Monday, Apr 12 at 11:59 pm

Test Administration Protocols:

For each test you administer (see point breakdown) you should turn in the following to the teaching assistants:

- 1) Protocol
- 2) Consent Form - You must obtain written consent for every individual administration (see CONTENT for the form)
- 3) Hand Scoring (when applicable)
- 4) Computer Scoring (when applicable)

Test Review

Apr
12

Due: Monday, Apr 12 at 11:59 pm

You will be signing up on Digital Dialog to do a 5 min. presentation about the psychometrics of a particular test we will be studying.

GO TO HBLL and look for a DATABASE called **Mental Measurements Yearbook**.

Your presentation is due on the day you signed up for it.

Please upload to LS or send me a link that I can post to a Google Drive for everyone's reference.

Presentation will be graded on your ability to convey the psychometric information effectively to the audience within the timeframe. *Please do not just read your slides.* You are welcome to be as technical as you wish on your slides to report the information, but summarize it for your 5 minutes of oral

Post-Review Revised Integrated Report #2

Apr
12

Due: Monday, Apr 12 at 11:59 pm

This is the spot for your revised Report after peer review. Make sure it is a clean copy with comments removed and all changes accepted.

Mock Feedback Session

Apr
12

Due: Monday, Apr 12 at 11:59 pm

Please sign up on Digital Dialog for a day to do a mock feedback session in class. We can do 2 per day, occasionally 3, but it is best to have 2 if possible.

Wait until I have done the mock feedback demonstration in class before signing up (you can choose a date after you see the mock feedback demo on the schedule).

Choose a partner in the class to be the parent or client for the feedback session.

Try to keep your mock feedback (explanation of assessment findings) to about 5 minutes or so. You can briefly discuss recommendations if you wish, but the focus is on your communication of findings and what they mean for the person in real life.

Report from Workshop or Conference

Apr
12

Due: Monday, Apr 12 at 11:59 pm

Write up a short report of what was presented at a workshop or conference that is related to assessment, intelligence, or disability. One paragraph for each session you attended (but you will max out at 2 sessions).

Extra test administrations

Apr
12

Due: Monday, Apr 12 at 11:59 pm

You may administer any of the tests in the course an additional time with a new person for extra credit.

WAIS, WISC, WPPSI, iPad administration (standard battery only) (Extra Credit)

Apr
12

Due: Monday, Apr 12 at 11:59 pm

This assignment is for extra credit and practice. You should have already turned in one of these on paper, one on the iPad, and this is an extra practice on the iPad.

Test Administration Protocols:

For each test you administer (see point breakdown) you should turn in the following to the teaching assistants:

- 1) Protocol and Response Booklets. NO REAL NAMES of participants.
- 2) Consent Form - You must obtain written consent for every individual administration (see CONTENT for the form)
- 3) Hand Scoring (when applicable)
- 4) Computer Scoring (when applicable)

You may use the iPad to administer ONE of the Wechsler tests -- WISC, WAIS, WPPSI or WMS. You will need some extra response booklets. the WPPSI materials and the partial WMS kit in addition to the

OTHER ASSIGNED WECHSLERS ON PAPER. You may do an extra iPad administration for your Choose Your Own Adventure assignment, however.

BRIEF-A self-assessment

Apr
12

Due: Monday, Apr 12 at 11:59 pm

This assignment is another measure that you will take as if you were the individual being assessed. I need a DOB to order the questionnaire to be delivered to you electronically. Please email me a DOB that is not actually your real DOB, but it would be good if it was roughly your DOB because you can then interpret your own results for yourself! I don't really look at them other than to verify that you completed the assignment, then I send the report to you.

Choose Your Own Adventure: WPPSI, Mullen or Bayley, KABC, KTEA, WIAT, DAS-II or WMS administration

Apr
12

Due: Monday, Apr 12 at 11:59 pm

Because we have only one or 2 copies of each of these tests, choose the one that interests you most, or just the one that is most available to you!

Test Administration Protocols:

For each test you administer (see point breakdown) you should turn in the following to the teaching assistants:

- 1) Protocol
- 2) Consent Form - You must obtain written consent for every individual administration (see CONTENT for the form)
- 3) Hand Scoring (when applicable)
- 4) Computer Scoring (when applicable)

You may use the iPad to administer ONE of the Wechsler tests -- WISC, WAIS, WPPSI or WMS. You will need some extra response booklets, the WPPSI materials and the partial WMS kit in addition to the iPads. For the WISC-V, all you need is the iPads, the kit contains the red and white blocks YOUR IPAD ADMINISTRATION SHOULD NOT BE YOUR FIRST ADMINISTRATION, AND YOU MUST DO ALL OTHER ASSIGNED WECHSLERS ON PAPER. You may do an extra iPad administration for your Choose Your Own Adventure assignment, however.

Course Evaluations

Apr
12

Due: Monday, Apr 12 at 11:59 pm

Please complete the course evaluation and send me an email to let me know you have completed it--I will give you extra credit (10 pts) for that.

Brief style report

Apr
15

Due: Thursday, Apr 15 at 11:59 pm

I have received requests from the field to teach a very brief version of a report. After you have turned in your final version of Integrated report #2, think about how to summarize just the main points of the report and write a 1-2 page summary report to convey these results to a parent, client, another school,

the point. Put both my signature line and yours on it, as you are not yet licensed. If necessary, you can attach scoring pages. I have attached a sample here [Very brief report format.pdf](#) [Download \(plugins/Upload/fileDownload.php?fileId=eeeb2985-UGNw-mG0D-rmkb-p99910b8d5aa&pubhash=s7I9w23B_u_8D_bo8u6MgdOnoIWJVQJlIU1YAdufygREPV36C3GMRcPYBPdN-5soBRPhT-qgdRKSdNUs7AagyQ==\)](#)

Final Exam

Apr
21

Due: Wednesday, Apr 21 at 11:59 pm

Comprehensive exam based primarily on readings. You will also be asked to interpret a typical set of data on a psychoeducational assessment.

University Policies

Honor Code

In keeping with the principles of the BYU Honor Code, students are expected to be honest in all of their academic work. Academic honesty means, most fundamentally, that any work you present as your own must in fact be your own work and not that of another. Violations of this principle may result in a failing grade in the course and additional disciplinary action by the university. Students are also expected to adhere to the Dress and Grooming Standards. Adherence demonstrates respect for yourself and others and ensures an effective learning and working environment. It is the university's expectation, and every instructor's expectation in class, that each student will abide by all Honor Code standards. Please call the Honor Code Office at 422-2847 if you have questions about those standards.

Sexual Misconduct

Brigham Young University prohibits all forms of sexual harassment—including sexual assault, dating violence, domestic violence, and stalking on the basis of sex—by its personnel and students and in all its education programs or activities. University policy requires all faculty members to promptly report incidents of sexual harassment that come to their attention in any way and encourages reports by students who experience or become aware of sexual harassment. Incidents should be reported to the Title IX Coordinator at t9coordinator@byu.edu or (801) 422-8692 or 1085 WSC. Reports may also be submitted online at <https://titleix.byu.edu/report> (<https://titleix.byu.edu/report>) or 1-888-238-1062 (24-hours a day). BYU offers a number of resources and services for those affected by sexual harassment, including the university's confidential Sexual Assault Survivor Advocate. Additional information about sexual harassment, the university's Sexual Harassment Policy, reporting requirements, and resources can be found in the University Catalog, by visiting <http://titleix.byu.edu> (<http://titleix.byu.edu>), or by contacting the university's Title IX Coordinator.

Student Disability

Brigham Young University is committed to providing a working and learning atmosphere that reasonably accommodates qualified persons with disabilities. A disability is a physical or mental impairment that substantially limits one or more major life activities. Whether an impairment is substantially limiting depends on its nature and severity, its duration or expected duration, and its permanent or expected permanent or long-term impact. Examples include vision or hearing impairments, physical disabilities, chronic illnesses, emotional disorders (e.g., depression, anxiety), learning disorders, and attention disorders (e.g., ADHD). If you have a disability which impairs your ability to complete this course successfully, please contact the University Accessibility Center (UAC), 2170 WSC or 801-422-2767 to request a reasonable accommodation. The UAC can also assess students for learning, attention, and emotional concerns. If you feel you have been unlawfully discriminated against on the basis of disability, please contact the Equal Opportunity Office at 801-422-5895, eo_manager@byu.edu, or visit <https://hrs.byu.edu/equal-opportunity> (<https://hrs.byu.edu/equal-opportunity>) for help.

Academic Honesty

also to build character. "President David O. McKay taught that character is the highest aim of education" (The Aims of a BYU Education, p.6). It is the purpose of the BYU Academic Honesty Policy to assist in fulfilling that aim. BYU students should seek to be totally honest in their dealings with others. They should complete their own work and be evaluated based upon that work. They should avoid academic dishonesty and misconduct in all its forms, including but not limited to plagiarism, fabrication or falsification, cheating, and other academic misconduct.

Inappropriate Use Of Course Materials

All course materials (e.g., outlines, handouts, syllabi, exams, quizzes, PowerPoint presentations, lectures, audio and video recordings, etc.) are proprietary. Students are prohibited from posting or selling any such course materials without the express written permission of the professor teaching this course. To do so is a violation of the Brigham Young University Honor Code. It is also unethical to post your own work (study sheets, papers) from the course on file sharing websites as you are encouraging others to engage in plagiarism. These policies continue indefinitely (not limited to the duration of the semester or term you take this course).

Covid 19 Statement

While COVID 19 conditions persist and until further notice, students and faculty are required to wear face coverings at all times during class; faculty are not at liberty to waive this expectation.

Students who feel sick, including exhibiting symptoms commonly associated with COVID 19 (fever; cough; shortness of breath/difficulty breathing; chills; muscle pain; sore throat; new loss of taste or smell; etc.) should not attend class and should work with their instructor to develop a study plan for the duration of the illness.

Diversity and Inclusion in the Classroom

"Because we feel the depth of God's love for His children, we care deeply about every child of God, regardless of age, personal circumstances, gender, sexual orientation, or other unique challenges" (President Russell M. Nelson, "The Love and Laws of God," September 2019). As a university community we strive to foster an educational environment that promotes the personal dignity of every student and accept individual responsibility to eliminate racism, sexism, and nationalism. Our course participation reflects our understanding that every individual is a child of Heavenly Parents. We create learning environments in which every individual is motivated to express their opinions and perspectives and ask questions to augment discussions and learning. We listen to, learn from, and strive to consider thoughtfully the opinions of others. We use language that is polite, considerate, and courteous—even when we strongly disagree.

Plagiarism

Intentional plagiarism is a form of intellectual theft that violates widely recognized principles of academic integrity as well as the Honor Code. Such plagiarism may subject the student to appropriate disciplinary action administered through the university Honor Code Office, in addition to academic sanctions that may be applied by an instructor. Inadvertent plagiarism, which may not be a violation of the Honor Code, is nevertheless a form of intellectual carelessness that is unacceptable in the academic community.

Plagiarism of any kind is completely contrary to the established practices of higher education where all members of the university are expected to acknowledge the original intellectual work of others that is included in their own work. In some cases, plagiarism may also involve violations of copyright law.

Intentional Plagiarism-Intentional plagiarism is the deliberate act of representing the words, ideas, or data of another as one's own without providing proper attribution to the author through quotation, reference, or footnote. Inadvertent Plagiarism-Inadvertent plagiarism involves the inappropriate, but non-deliberate, use of another's words, ideas, or data without proper attribution. Inadvertent plagiarism usually results from an ignorant failure to follow established rules for documenting sources or from simply not being sufficiently careful in research and writing. Although not a violation of the Honor Code, inadvertent plagiarism is a form of academic misconduct for which an instructor can impose appropriate academic sanctions. Students who are in doubt as to whether they are providing proper attribution have the responsibility to consult with their instructor and obtain guidance. Examples of plagiarism include:

Direct Plagiarism-The verbatim copying of an original source without acknowledging the source

from an original source and blending this original material with one's own without acknowledging the source. Insufficient Acknowledgement-The partial or incomplete attribution of words, ideas, or data from an original source. Plagiarism may occur with respect to unpublished as well as published material. Copying another student's work and submitting it as one's own individual work without proper attribution is a serious form of plagiarism.

Respectful Environment

"Sadly, from time to time, we do hear reports of those who are at best insensitive and at worst insulting in their comments to and about others... We hear derogatory and sometimes even defamatory comments about those with different political, athletic, or ethnic views or experiences. Such behavior is completely out of place at BYU, and I enlist the aid of all to monitor carefully and, if necessary, correct any such that might occur here, however inadvertent or unintentional. "I worry particularly about demeaning comments made about the career or major choices of women or men either directly or about members of the BYU community generally. We must remember that personal agency is a fundamental principle and that none of us has the right or option to criticize the lawful choices of another." President Cecil O. Samuelson, Annual University Conference, August 24, 2010 "Occasionally, we ... hear reports that our female faculty feel disrespected, especially by students, for choosing to work at BYU, even though each one has been approved by the BYU Board of Trustees. Brothers and sisters, these things ought not to be. Not here. Not at a university that shares a constitution with the School of the Prophets." Vice President John S. Tanner, Annual University Conference, August 24, 2010

Belonging

In the CPSE Department, we value and respect every person and seek to promote multicultural competence. Consequently, we need to take steps to listen to, learn from, and respect one another, such as proactively considering others' views and persisting to find common ground and mutually beneficial solutions when differences inevitably occur. Awareness of "the gift of personal dignity for every child of God"(i) includes seeing both similarities and differences without simplification, overgeneralization, or minimization of historical and ongoing oppression – with an explicit intent to “eliminate any prejudice, including racism, sexism, and nationalism(ii)...regardless of age, personal circumstances, gender, sexual orientation, or other unique challenges.”(iii) Our aim of interpersonal unity and collective wellbeing requires welcoming diverse perspectives and experiences as we “work tirelessly to build bridges of understanding.”(iv) Achieving the ultimate unity we seek, a Zion community, entails genuine efforts to maintain mutual trust, fostered by principles of equity, charity, collaboration, and inclusiveness. If you witness actions or intentions counter to these objectives, we request that you please kindly share your perspectives with those involved rather than remain silent, and if we faculty are part of the problem, we invite you to speak with us, the department chair, or college dean. When you witness actions supportive of inclusion or indicative of multicultural competence, please also share those positive observations to foster a synergistic climate in our class and program.

i Elder Jeffrey R. Holland, “A Perfect Brightness of Hope”, April, 2020

ii Elder M. Russell Ballard, “The Trek Continues”, October, 2017

iii President Russell M. Nelson, “The Love and Laws of God”, September, 2019

iv President Russell M. Nelson, “The Love and Laws of God”, September, 2019

Child Abuse Reporting

Child Abuse/Neglect Hotline 1-855-323-3237 (DCFS)

Toll free number in Utah: 1-800-678-9399

Based on current Utah law, all individuals—including school employees—who know or reasonably believe or suspect that a child has been neglected, or physically or sexually abused, must immediately notify the nearest police officer, law enforcement agency, or Department of Child and Family Protective Services (DCFS). Reporting suspected abuse/neglect to a principal, supervisor, school nurse or school psychologist does not satisfy the school employee's personal duty to report to law enforcement or DCFS.

All reports to the Utah Division of Child and Family Services remain strictly confidential. Any person making a report in good faith is immune from liability. Once a report is received, the case is assigned a priority depending on the seriousness of the abuse and the danger to the child.

It is not the responsibility of those reporting suspected abuse to personally investigate or prove abuse/neglect. It is not the responsibility of the person who is reporting the suspected abuse/neglect to determine whether the child is in need of protection. Investigations are the responsibility of the DCFS and local police.

During an investigation, school personnel must allow appropriate access to student records; must not make contact with parents/legal guardians of children being questioned by DCFS or local law enforcement; must cooperate with ongoing investigations; and must maintain appropriate confidentiality.

Failure to report suspected child abuse constitutes a class "B" misdemeanor and is punishable by up to six months in jail and/or a \$1,000 fine. For more specific information, refer to the following Internet link which offers a two-page handout for Utah educators. This information lists indicators of abuse.

http://www.preventchildabuseutah.org/cmsdocuments/ReportingAbuse_Educators.pdf

(http://www.preventchildabuseutah.org/cmsdocuments/ReportingAbuse_Educators.pdf)

situations arise, seek support and guidance from field-based supervisors and department faculty. School psychology students are required to keep current with state law and when working outside of Utah, to be familiar with that specific state's law.

Schedule

Date	Happening in Class Today	Due Today	Prep PRIOR to today/Xtracredit
Week 1			
M Jan 11 Monday	<p>INTRODUCTIONS to each other, the course, and Intelligence</p> <p><i>Intelligent Lives</i> (watching together) and discussion about history, issues, current controversies in intelligence conceptualization and practice</p> <p>Logistics and Learning Suite</p> <p>RCFT</p> <p>Standardization</p>	<p>RAIT reactions Opens</p>	<p>Preparation: Module 1</p>
Week 2			
M Jan 18 Monday	<p>Martin Luther King Jr Day</p>	<p>THERE IS NO CLASS TODAY, but we need to continue to work this week to make up for the shortened semester.</p> <p>PLEASE READ AHEAD IN THE MODULES -- you will thank yourself later!</p> <p>RAIT</p>	<p>Erik Carter Hinckley Scholar Lecture on Fostering Belonging at Disabilities</p> <p>Reviews of disability resources on Ids.org</p>
Week 3			

<p>M Jan 25 Monday</p>	<p>WECHSLER SCALES AND STANDARDIZED PROCEDURES</p> <p>True confessions (Q&A)</p> <p>Test Reviews WAIS (Audrey Andersen) and WISC (Carol Vaughn)</p> <p>WAIS Discussion (ages 16-90:11) 8 copies</p> <p>WISC Discussion (ages 6-16:11) 8 copies</p> <p><i>both are also available on iPad (Qinteractive), but your first test administration needs to be hard copy, not iPad, you can do the second one on the iPad -- NOTE: WAIS on the iPad still requires hard copy response booklets to be checked out</i></p>	<p>RCFT Protocol Practice Report for RCFT</p>	<p>Case #1 -- Adult assessment for Learning Disability --</p> <p>Preparation: Module 2</p>
<p>F Jan 29 Friday</p>	<p>FREE online workshop by Tom Higbee, PhD, BCBA-D, Utah State Univ. Professor of Special Ed. and Rehab. Counseling'</p> <p>Topic: Building Independence and Social Skills of Learning with Autism and Related Conditions Using Photographic Activity Schedules</p> <p>building independence and social skills[1].pdf Download (flyer)</p>	<p>You can write up a short review of this workshop for extra credit - look for the slot on Learning Suite</p>	<p><u>Registration is required</u> to get the link and resource</p> <p>https://byu.az1.qualtrics.com/jfe/form/SV_bqQyqRclfKhY1f</p>
<p>Week 4</p>			

M Feb 01 Monday	<p>Guest Lecture 9-11: Assessment is a Social Justice Issue by Nicole Alston-Able, PhD, NCSP, Federal Way Public Schools, Federal Way, WA</p> <p>INTERPRETATION AND REPORT WRITING</p> <p>True Confessions (Q&A) Interpretation of Wechsler Scales iPad Administration Report Writing Legally Defensible Reports Report Template Copy and Paste Rules for Reports</p>	<p>Turn in your first video and first protocols as soon as they are finished to avoid long delays in feedback.</p> <p>We expect you to prepare for this video administration, but we don't expect perfection. It should be your first or second administration (WAIS or WISC)</p> <p>RAIT reactions Closes</p>	<p>Case #2 - Assessment f Intellectual Disability</p> <p>Preparation: Module 3</p> <p>Optional: <i>Writing Useful, Accessible, and Legally Defensible Psychoeducational Reports.</i> pages 13-35</p>
Week 5			
M Feb 08 Monday	<p>INTEGRATING ADAPTIVE AND COGNITIVE DATA</p> <p>True Confessions (Q&A) Test Review: Vineland-3 (Kylie Burdge) Vineland Discussion (online or hard copy interview, ages birth - 90)</p> <p>Test Review: ABAS (TBD) ABAS Discussion (hard copy questionnaire, ages birth - 89)</p> <p>Test Review: Stanford Binet - V (Josh Marshall) Stanford Binet - V Discussion (ages 2-85+, 3 copies)</p>	<p>Turn in your first video and first protocols as soon as they are finished to avoid long delays in feedback.</p>	<p>Case #3 -- Assessment child/adolescent with AC --</p> <p>Case #4 -- Assessment gifted -- Stanford-Binet (85+yo; 3 copies)</p> <p>Preparation: Module 4</p> <p>Optional: <i>Writing Useful, Accessible, and Legally Defensible Psychoeducational Reports.</i> pages 58-63, 86-92</p>
Week 6			
M Feb 15 Monday	Presidents Day		

T Feb 16 Tuesday	<p>Monday Instruction</p> <p>WOODCOCK JOHNSON AND C-H-C THEORY</p> <p>True Confessions (Q&A)</p> <p>Test Reviews - WJ-Cog (Malka Moya); WJ Ach (Brandi Bezzant); WJ OL (TBD)</p> <p>Woodcock-Johnson Discussions (ages 2-90, 18 copies of each)</p> <p>Interpreting WJ Results</p> <p>Mock Feedback Demo</p>	<p>WAIS/WISC paper administration (standard and supplemental battery)</p> <p>WAIS-IV/WISC-V report</p> <p>First video (WAIS or WISC-V) administration due</p>	<p>Case #5 Assessment of TBI WJ</p> <p>Preparation Module 5</p>
Week 7			
M Feb 22 Monday	<p>NASP CONFERENCE THIS WEEK</p> <p>NON-VERBAL INTELLIGENCE ASSESSMENT</p> <p>True Confessions (Q&A)</p> <p>Mock Feedback Session 1 (Carol Vaughn); 2 (TBD)</p> <p>Test Review: UNIT-2 (TBD)</p> <p>UNIT Discussion (6 copies, ages 5-17:11)</p> <p>Non-verbal Instructions Video demonstrations</p> <p>Test Review: WNV (Rhonda Harris)</p> <p>Wechsler Non Verbal Discussion (2 copies, ages 4 - 21:11)</p> <p>Test Review: Leiter-3 (Shannon Stuebs)</p> <p>Leiter-3 Discussion (1 copy, ages 3-75+)</p>	<p>Vineland practice administration</p>	<p>Preparation Module 6</p> <p>Refer back to Chapter 8</p> <p>Case #6 Non-Verbal Assessment</p>
Week 8			
M Mar 01 Monday	<p>EQUITY, FAIRNESS, AND RACIAL BIAS - PLANNING ASSESSMENT FOR CULTURALLY AND LINGUISTICALLY DIVERSE INDIVIDUALS</p> <p>True Confessions (Q&A)</p> <p>Mock Feedback 1: (Malka Moya); 2: (TBD); 3 (TBD)</p> <p>Test Review: Bateria WJ Munoz - IV (Kathy Donahey)</p> <p>Bateria WJ Munoz Discussion</p> <p>Test Review: Differential Ability Scales (DAS-II); (TBD)</p> <p>DAS-II Discussion</p>	<p>WISC-V/WAIS-IV Report Integrated with the Vineland 3 iPad administration of the WAIS/WISC</p>	<p>Case #7 -- Assessment vision impaired, assessr of culturally and liguistic diverse populations -- Bateria Woodcock Munc III.</p> <p>Preparation Module 7</p>

Week 9			
M Mar 08 Monday	<p>DATA->INTERPRETATION->REPORTING->RECOMMENDATIONS</p> <p>Mock Feedback 1: (Zack Cusworth); 2: (TBD); 3 (TBD)</p> <p>C-H-C domain recommendations (WJ-III or WJ-IV books)</p> <p>Learning Disability resources</p> <p>Attention resources</p> <p>Memory resources</p> <p>Social/Emotional resources</p> <p>Autism resources</p> <p>Report Variations: Clinical, C-H-C, Brief, Recommendations, Addenda</p>	<p>Nonverbal pantomime instructions</p>	<p>Review: <i>Writing Psychoeducational Reports that Matter</i>, all 3 parts</p> <p>Optional: <i>Writing Useful, Accessible, and Legally Defensible Psychoeducational Reports</i> pages 93-100</p>
Week 10			
M Mar 15 Monday	<p>LEARNING DISABILITIES</p> <p>True Confessions (Q&A) (incl. Integrated Report Q&A)</p> <p>Mock Feedback Session 1: (Kathy Donahey); 2 (Eric Smerdon); 3 (TBD)</p> <p>Test Review: KABC-II-NU (Angela Fields) (3 copies. ages 3-18:11)</p> <p>Test Review: KTEA (Ty Storey) (7 copies, ages 4.5 - 25)</p> <p>WIAT-4 (Bailey Schaeffer) (iPad admin, ages 4-50)</p> <p>Kaufman Tests Discussion</p> <p>SLD methods of determining disability</p> <p>Patterns of Strengths and Weakness, Response to Intervention</p> <p>Issues of overidentification, underidentification</p>	<p>WJ Cog Practice Administration</p> <p>WJ Oral Language</p> <p>WJ Ach Administration</p>	<p>Case #8 -- Assessment Learning Disability - Child Preparation Module 8</p>
Week 11			

<p>M Mar 22 Monday</p>	<p>ASSESSMENT OF VERY YOUNG CHILDREN/DEVELOPMENTAL DISABILITIES</p> <p>True Confessions (Q&A) (incl. Integrated Report)</p> <p>Mock Feedback Session 1: (Brandi Bezzant); 2: (Bailey Schaeffer); 3 (TBD)</p> <p>Test Review: WPPSI-IV (TBD) (2.6 - 7.7yo; 2 copies)</p> <p>WPPSI-IV Discussion</p> <p>Test Review: Bayley-4 (TBD)</p> <p>Test Review Mullen Scales of Early Learning (Eric Smerdon)</p> <p>Developmental Testing Discussion</p>	<p>Peer Review of Integrated Report #1 (AS CLIENT) NONVERBAL: UNIT, WNV, Leiter-3 or CTONI administration</p>	<p>Case #9 -- Assessment Pre-schoolers and Kindergartners</p> <p>Case #12 -- Assessment Developmental Delay Preparation Module 9</p>
<p>Week 12</p>			
<p>M Mar 29 Monday</p>	<p>EXECUTIVE FUNCTION and TBI</p> <p>True Confessions (Q&A) (incl. Integrated Report)</p> <p>Mock Feedback Session 1: (Rhonda Harris); 2: (Shannon Stuebs); 3 (TBD)</p> <p>Test Review: BRIEF (Deli Juarez)</p> <p>BRIEF Discussion (incl. CEFI and others)</p> <p>Recommendations for Executive Function Support</p>	<p>Post-Review Revised Integrated Report #1</p>	<p>Preparation Module 10</p>
<p>Week 13</p>			
<p>M Apr 05 Monday</p>	<p>MEMORY</p> <p>True Confessions (Q&A) (incl. Integrated Report)</p> <p>Mock Feedback Session 1: (Audrey Andersen); 2: (Deli Juarez); 3 (TBD)</p> <p>Test Review WMS (TBD)</p> <p>WMS Discussion</p> <p>Memory Strategy Recommendations</p> <p>California Verbal Learning Test (CVLT) Demo in Class</p>	<p>Peer Review of Integrated Report #2 (AS COLLEAGUE) Due Second Video (SB-5, KABC, or WJ-IV Cog) due</p>	<p>Case #11 -- Assessment Memory and Executive Function</p>
<p>Week 14</p>			

M Apr 12 Monday	<p>INTEGRATION OF ASSESSMENT SKILLS INTO PRACTICE</p> <p>True Confessions (Q&A)</p> <p>Mock Feedback Session 1: (TBD); 2: (TBD); 3 (TBD)</p> <p>Discussion: Comprehensive assessment of individuals for autism spectrum disorder</p> <p>Review for Final Exam</p> <p>Test Review</p> <p>Mock Feedback Session</p>	<p>Post-Review Revised Integrated Report #2 Stanford-Binet practice administration Choose Your Own Adventure: WPPSI, Mullen or Bayley, KABC, KTEA, WIAT, DAS-II or WMS administration BRIEF-A self-assessment</p>	<p>Preparation Module 11</p> <p>Case #10 -- Assessment Individuals with Autism Spectrum Disorders</p> <p>WAIS, WISC, WPPSI, if administration (standard battery only) (Extra Credit Course Evaluations Extra test administration Report from Workshop Conference</p>
T Apr 13 Tuesday	<p>Unforum Final Exam Opens</p>		
Th Apr 15 Thursday	<p>Winter Exam Preparation (04/15/2021 - 04/15/2021)</p>	<p>Brief style report</p>	
F Apr 16 Friday	<p>First Day of Winter Final Exams (04/16/2021 - 04/21/2021)</p>	<p>Final Exam is ONLINE and opens April 13 at 12:01 am, closes April 21 at midnight. The exam is open book, but timed -- 3 hours.</p>	
Week 15			
M Apr 19 Monday			
W Apr 21 Wednesday	<p>Final Exam Closes</p>		